Wind Banner

Gabarito técnico para criação da sua arte

01 Escolha o modelo

02 Confira o tamanho

03 Preserve as medidas

Pena P

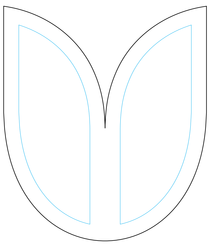

Vela P



Faca P

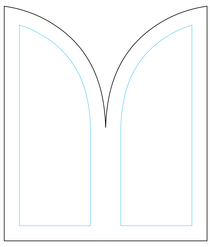

Ângulo P

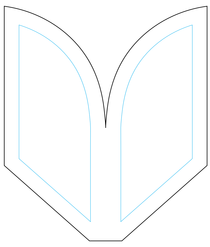

Pena M

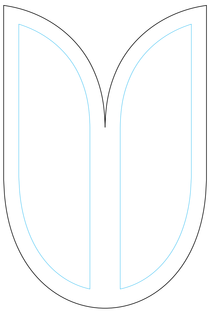

Vela M

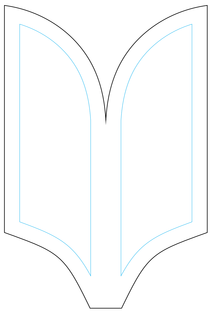

Faca M

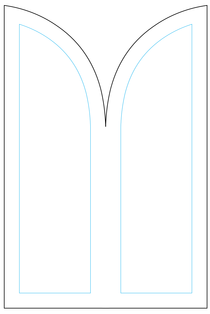

Ângulo M

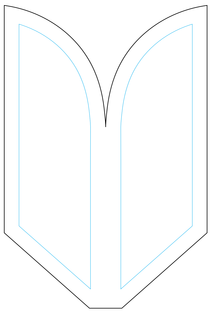

Pena G

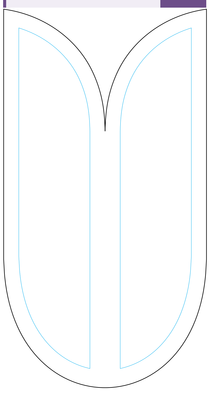

Vela G

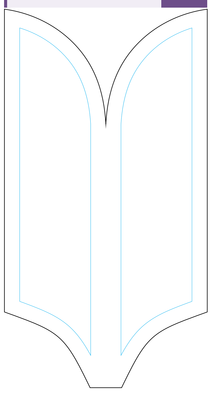

Faca G

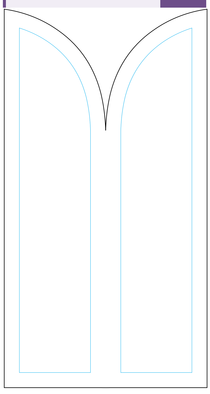

Ângulo G

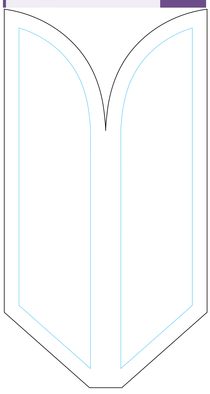

Pena GG

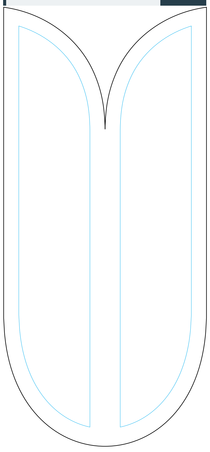

Vela GG



Faca GG



Ângulo GG

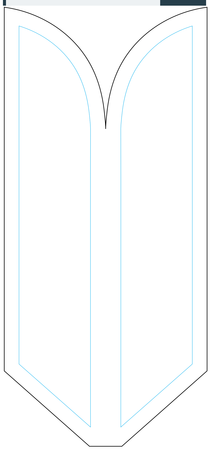

MODELO 01

Pena

MODELO 02

Vela

MODELO 03

Faca

MODELO 04

Ângulo

COMO UTILIZAR AS LINHAS

— **Contorno preto** Área total do banner: estenda o fundo até este limite.

— **Contorno azul** Margem de segurança para textos, logos, designs e fotos.

CHECKLIST DE ENVIO

01 **Textos em curvas**

Converta antes de exportar.

02 **Imagens em CMYK**

Bitmaps a 100 dpi.

03 **Composição do preto**

C:100 M:100 Y:100 K:100

ARTE FINAL: exclua as linhas azuis. São apenas guias e não devem ser impressas.